Technical sheet / Datos técnicos:

Part number adaptable to / Referencia adaptable a	4721950250
Supply pressure / Presión de alimetanción	max 10 bar
Type of current / Tipo de corriente	Direct current/ Corriente continua
Voltage / Voltaje	24 V
Nominal current / Corriente nominal	1.65 A
Permissible medium / Medio de funcionamiento	Air / Aire
Operating temperature range / Rango de temperatura	-40˚C to / a +80˚C
Weight / Peso	900 gr

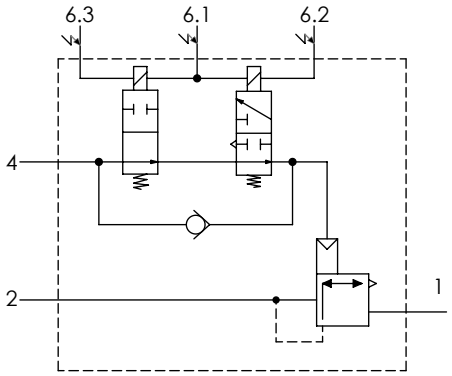

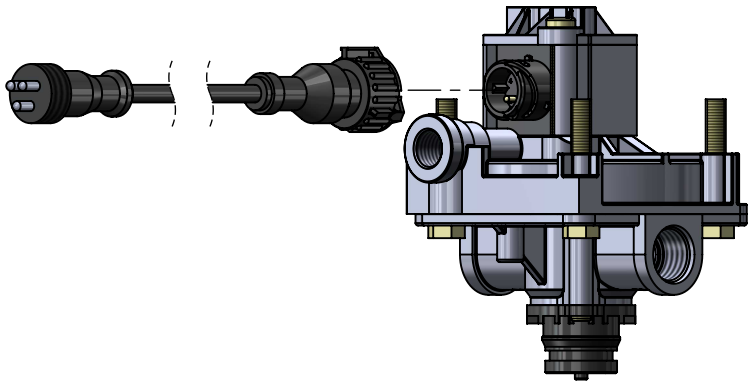

Port / Conexión	Function / Función	Thread / Rosca
1	Supply / Alimentación	M22x1.5 VOSS
2	Delivery / Salida	2x M22x1.5 VOSS
3	Exhaust / Escape	-
4	Control / Pilotaje	M16x1.5
6	Connector / Conector	M24x1

Purpose / Propósito: Increase, reduce or maintain the pressure in the brake cylinders during a braking process according to the regulation of the ABS electronic control unit. / Aumentar, reducir o mantener la presión en los cilindros de freno durante un proceso de frenado según la regulación de la unidad de control electrónico ABS.

Installation requirements / Requisitos para la instalación: To install the modulator with the exhaust port facing downwards. The modulator must be installed using three screws M8 on it. / Instalar el modulador con el escape orientado hacia abajo. El modulador debe ser instalado utilizando tres tornillos M8 que tiene el modulador.

Modification						
4					Drawn	cojali
3					12/08/15 A.U.	
2					Checked	
1					12/08/15 A.L.	
nº	Modified	Date	Reason	General Tolerance	Assembly	-
Comments				-	Part name	ABS modulator
				Material	ID. Reference	2209221
				-	Scale: -	Sheet 1/2
					Review: 0	

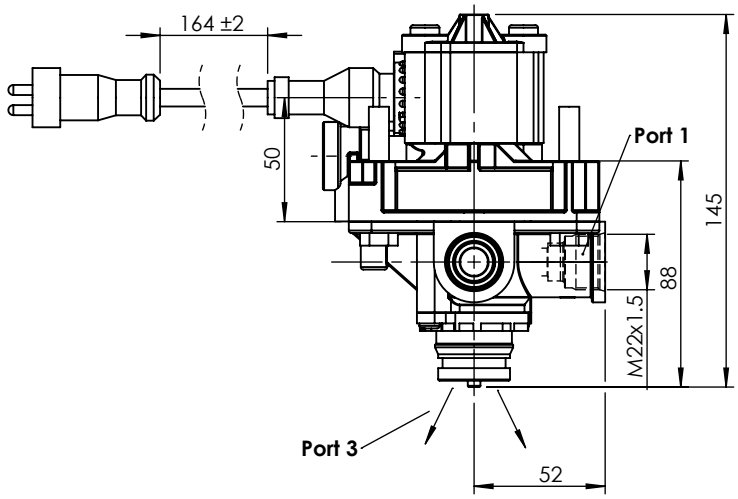

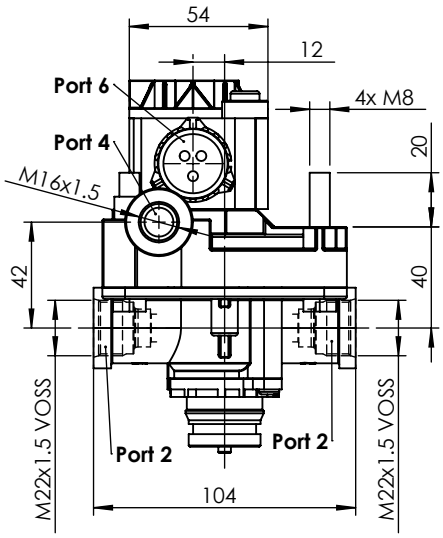

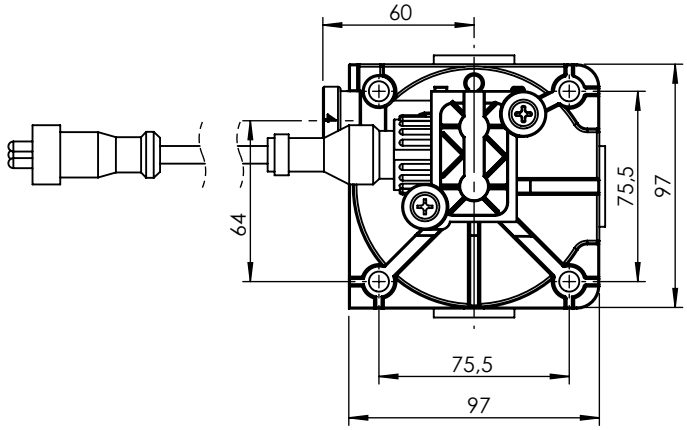

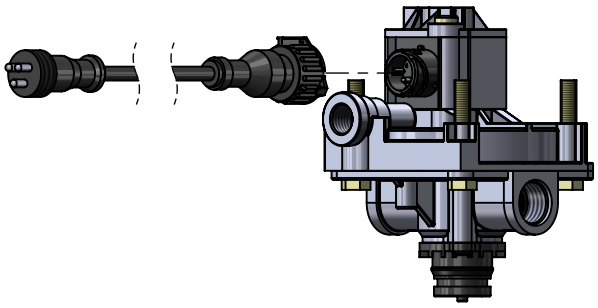

Modification							
4					Drawn	cojali	
3					12/08/15 A.U.		
2					Checked		
1					12/08/15 A.L.		
nº	Modified	Date	Reason	General Tolerance	Assembly	-	
Comments				ISO 2768 c-K	Part name	ABS modulator	
				Material	ID. Reference	2209221	
				-	Scale: 1/2		Sheet 2/2
					Review: 0		