

1 2 3 4 5 6 7 8

A

B

C

D

E

F

A

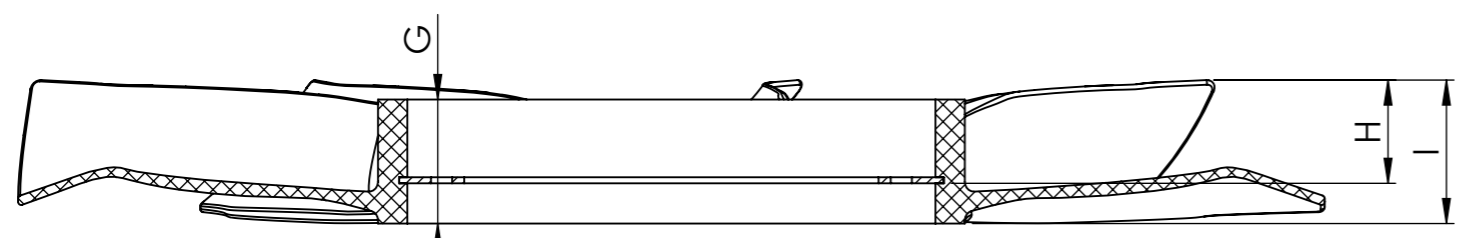
B

C

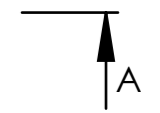
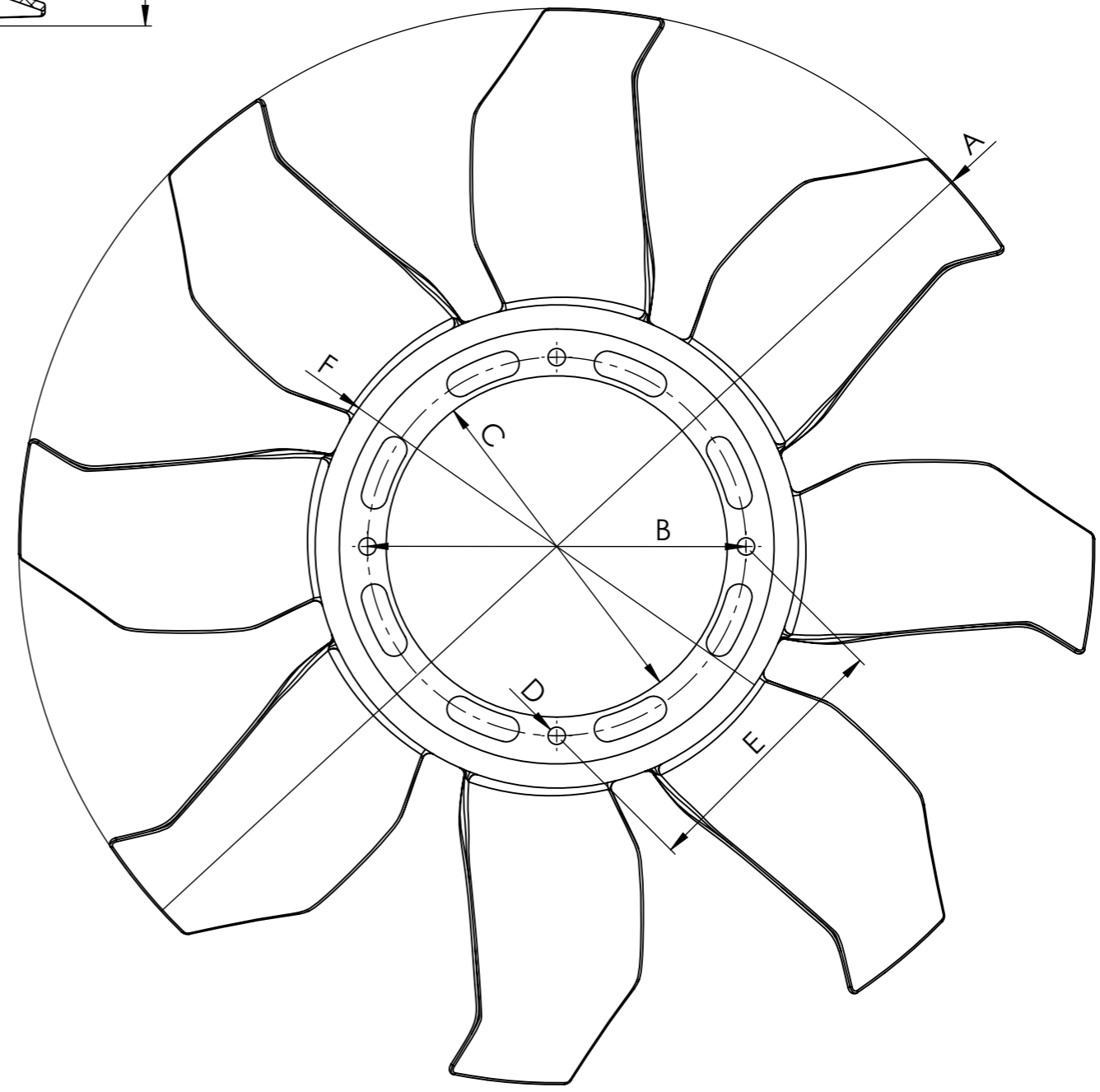
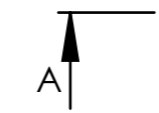
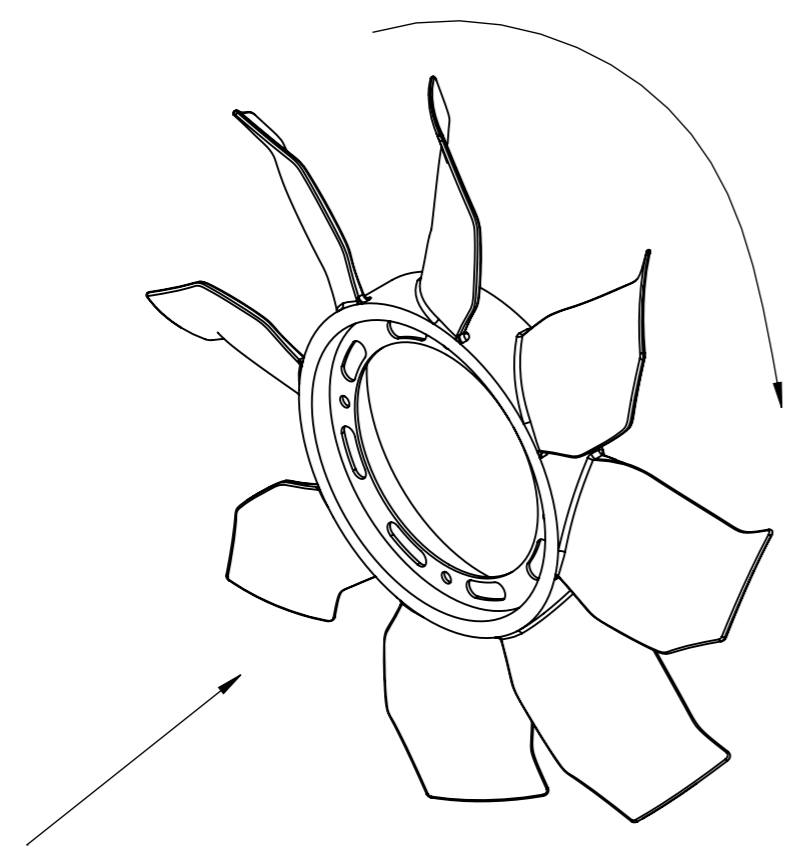
D

E

F



SECTION A-A



FAN WHEEL			
Ref.n°	Value	Ref.n°	Value
A	$\phi 432 \pm 3$ mm	G	$41 \pm 3$ mm
B	$\phi 152.9$ mm	H	$31.6 \pm 3$ mm
C	$\phi 137 +0.30$ mm	I	$47.2 \pm 3$ mm
D	4x $\phi 7$ mm		
E	108.1 mm		
F	$\phi 194 \pm 3$ mm		
Number of blades		8	Configuration
			CW

Modification n°	Modified	Date	Reason
4			
3			
2			
1			

**Drawn**  
16/06/20 A.G.  
**Checked**  
16/06/20 R.U.

		<b>General Tolerance</b>	ISO 2768 c-K	<b>Assembly</b>	Technical sheet
		<b>Material</b>		<b>Part name</b>	Fan wheel
		<b>ID. Reference</b>	8125604	<b>Scale:</b>	2/5
		<b>Review:</b>	0		<b>Sheet</b> 1/1

1 2 3 4 5 6 7 8