Technical sheet / Datos técnicos:

Part number adaptable to / Referencia adaptable a	AE4418
Operating pressure / Presión de trabajo	max. 20 bar
Permissible medium / Medio de funcionamiento	Air / Aire
Operating temperature range / Rango de temperatura	-40°C to / a +80°C
Weight / Peso	800 gr

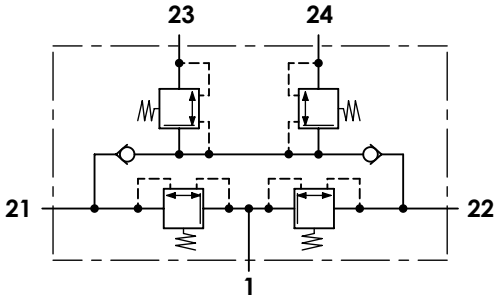



Port / Conexión	Function / Función	Thread / Rosca
1	Supply / Alimentación	M22x1,5
21	Delivery to service brake circuit 1 / Salida al circuito del freno de servicio 1	M16x1,5
22	Delivery to service brake circuit 2 / Salida al circuito del freno de servicio 2	M16x1,5
23	Delivery to parking brake circuit and trailer / Salida al circuito del trailer y del freno de parking	M16x1,5
24	Delivery to auxiliary circuit / Salida al circuito de auxiliares	M16x1,5

Circuit / Circuito	**1**	**2**	**3**	**4**
Port / Conexión	21	22	23	24
Opening pressure / Presión de apertura (bar)	$6{,}5\ ^{0}_{-0{,}3}$		$6{,}5\ ^{0}_{-0{,}3}$	
Closing pressure static / Presión de cierre estática (bar)	≥ 4,5		≥ 4,5	

Purpose / Propósito:

To distribute clean and dry air from the air dryer to different pneumatic circuits. Ensure pressure in brake circuits in case of leaks or breakage in any circuit. / Distribuir el aire limpio y seco proveniente del secador a los diferentes circuitos neumáticos. Asegurar la presión en los circuitos de freno en caso de fuga o rotura en cualquier circuito.

Installation requirements / Requisitos para la instalación:

The protection valve may be installed into the piping in any position. Mounting is accomplished by using two screws M8. / La válvula de protección puede instalarse en las tuberías en cualquier posición. El montaje se realiza mediante dos tornillos M8.

Modification						
4					Drawn	cojali
3					30/08/13 C.P.	
2					Checked	
1	J.S.	02/06/21	Change of sheet format		30/08/13 A.L.	
nº	Modified	Date	Reason	General Tolerance	Assembly	-
Comments				-	Part name	Protection circuit valve
				Material	ID. Reference	2322427
				-	Scale: -	Sheet 1/2
					Review: 1	

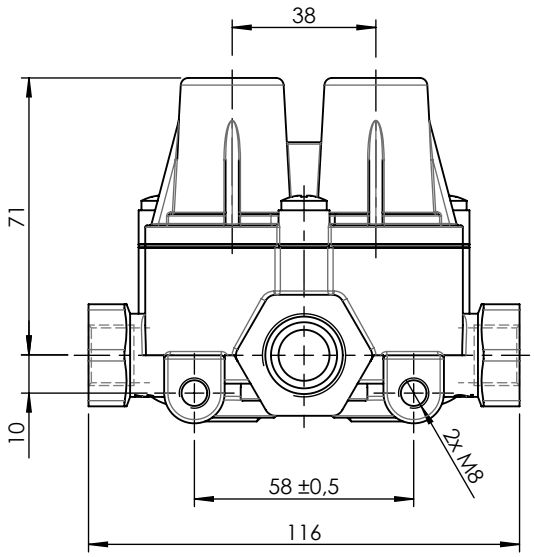

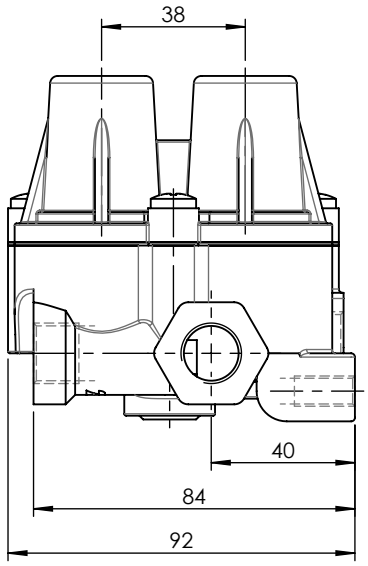

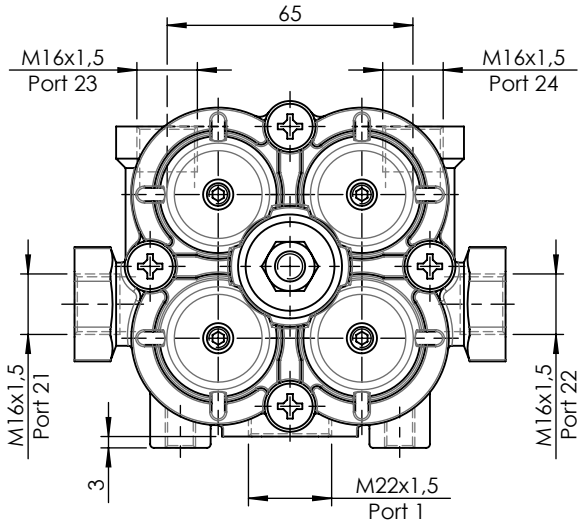

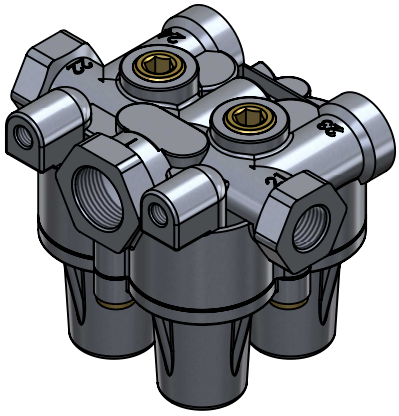

Modification							
4						Drawn	cojali
3						30/08/13 C.P.	
2						Checked	
1	J.S.	02/06/21	Change of sheet format			30/08/13 A.L.	
nº	Modified	Date	Reason		General Tolerance	Assembly	-
Comments					ISO 2768 c-K	Part name	Protection circuit valve
					Material	ID. Reference	2322427
					-	Scale: 1/2	Sheet 2/2
						Review: 1	